



# How to convert HTKN to **HOT™** using Stellar Wallet

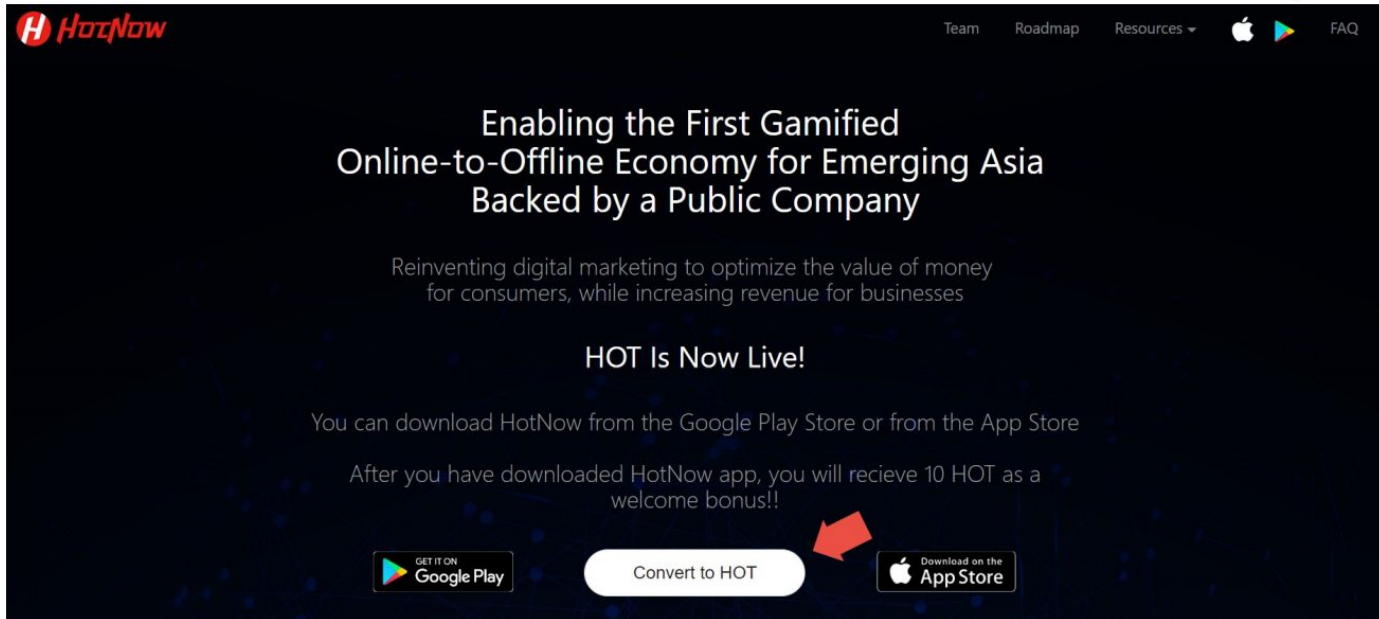


## Get Started

To convert any HTKN being held in your Stellar wallet to HOT™, we must manually review your account to ensure that only legitimate owners have their tokens restored. Upon completion of the review the HTKN being held in your Stellar wallet can be converted to HOT™.



Follow the simple instructions below:

**Step One:** Go to [hotoken.io](https://hotoken.io) on the home page, click on the [“Convert to HOT™”](#)



The screenshot shows the HotNow website homepage. At the top left is the HotNow logo. The top right navigation bar includes links for Team, Roadmap, Resources, and an Apple icon, followed by an Android icon and a link to FAQ. The main content area features a large heading: "Enabling the First Gamified Online-to-Offline Economy for Emerging Asia Backed by a Public Company". Below this is a sub-heading: "Reinventing digital marketing to optimize the value of money for consumers, while increasing revenue for businesses". The central message is "HOT Is Now Live!". Below that, it says "You can download HotNow from the Google Play Store or from the App Store" and "After you have downloaded HotNow app, you will receive 10 HOT as a welcome bonus!!". At the bottom, there are three buttons: "GET IT ON Google Play", "Convert to HOT" (highlighted with a red arrow), and "Download on the App Store".

**HotNow**

Team Roadmap Resources   FAQ



## Enabling the First Gamified Online-to-Offline Economy for Emerging Asia Backed by a Public Company

Reinventing digital marketing to optimize the value of money for consumers, while increasing revenue for businesses

### HOT Is Now Live!

You can download HotNow from the Google Play Store or from the App Store

After you have downloaded HotNow app, you will receive 10 HOT as a welcome bonus!!


 [Convert to HOT](#) 

**Step Two:** On the Request to [Convert HTKN to HOT™ page](#), you must enter your contact email (your KYC email is preferable) this email must be a valid email as it will be used to contact you when the review is completed. You then must enter your Stellar Public Address that is holding your HTKN, note that you must enter the address precisely. We will not be able to process requests with an invalid Stellar address.

**HotNow** FAQ

### Request to Convert HTKN to HOT

Provide your contact email and your Stellar public address to request the conversion from HTKN to HOT.

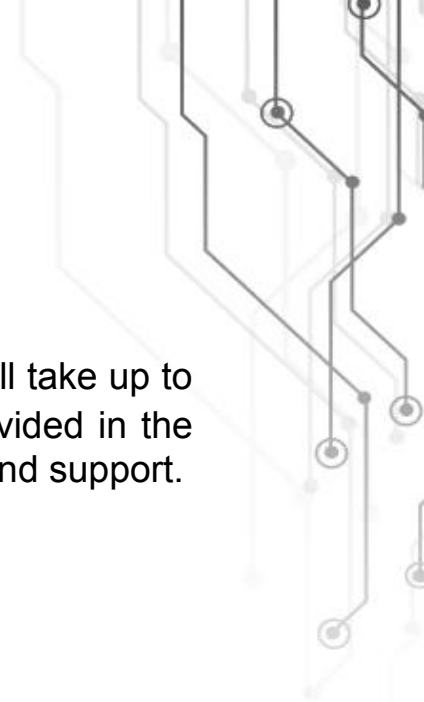

Contact Email:  

Public Address:

Note:

**Important!** We have changed our asset from HTKN to HOT. This change requires that you make a request to convert your HTKN to HOT. Provide your contact email and your Stellar public address that is holding your HTKN. By submitting your Stellar public address and contact email your request to convert HTKN to HOT will be investigated for authenticity and security purposes. When your request to convert HTKN to HOT has been processed, you will be contacted within 4 business days via the email you provided with further instructions.

[Send](#)



**Step Three:** When your request has been submitted, the review will take up to 4 business days to complete. We will contact you via the email you provided in the request when the review has been completed. Thanks for your patience and support.