



How to convert HTKN to **HOT™**
using **HotNow** Wallet

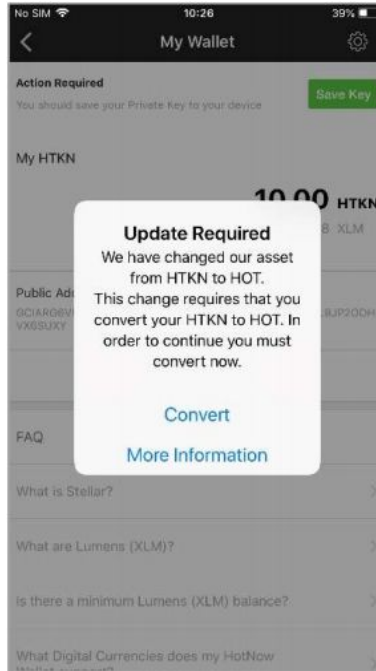


Get Started

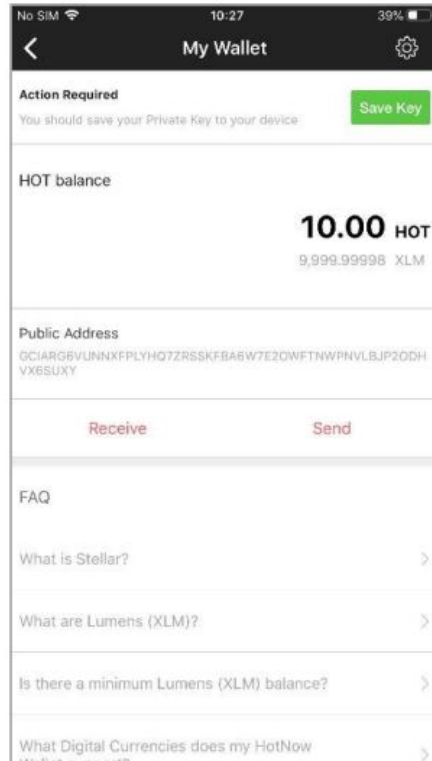
To convert any HTKN being held in your HotNow wallet a HOT™ trust line must be added to your HotNow wallet and then your HTKN can be easily converted to HOT™.

Follow the simple instructions below:

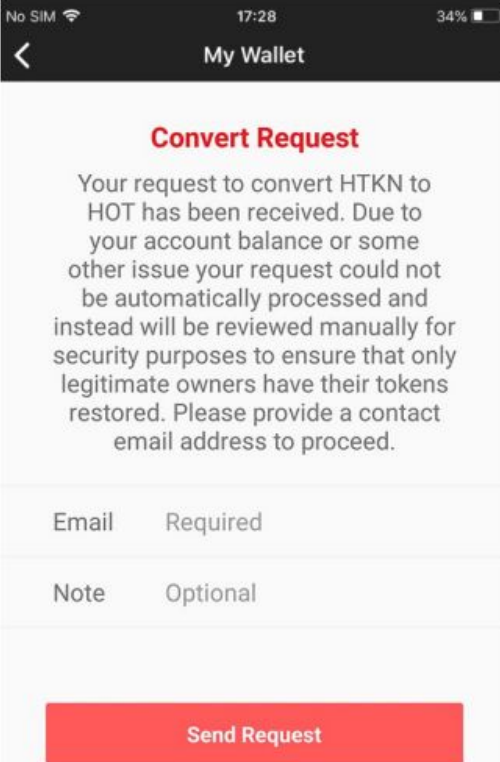
Step One: Open HotNow application go to “My Wallet” by default there will be Convert screen, Tap the convert button.



Step Two: Your convert claim will be processed, and your wallet trust line will now accept HOT™ and will show HOT™.



Step Three: If your account is over a certain amount or that is associated with transactions past a certain date or that touched any transactions related to some phishing efforts your convert HTKN to HOT™ request must be done manually to ensure that only legitimate owners have their tokens restored. You need only enter your contact email (your KYC email is preferable) and submit. You will be contacted within 4 business days when the review has been completed.



No SIM 17:28 34%

< My Wallet

Convert Request

Your request to convert HTKN to HOT has been received. Due to your account balance or some other issue your request could not be automatically processed and instead will be reviewed manually for security purposes to ensure that only legitimate owners have their tokens restored. Please provide a contact email address to proceed.

Email Required

Note Optional

Send Request